

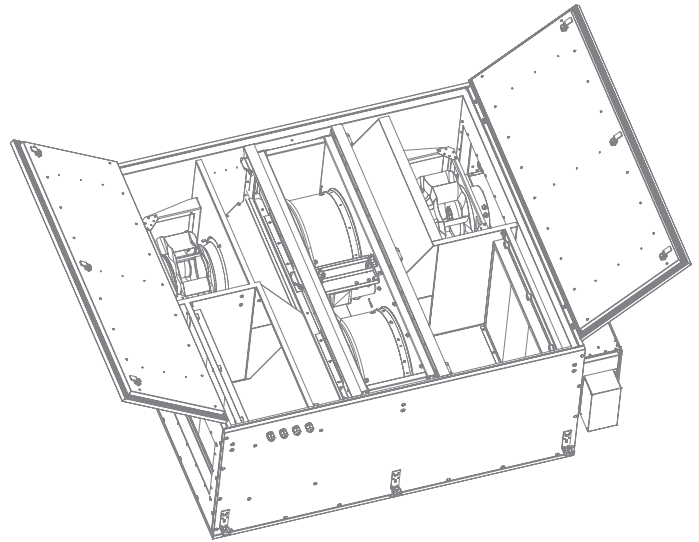
## HEAT RECOVERY VENTILATION UNIT RP

The brand new premium line of commercial heat recovery air handling units for ceiling mounting with high-efficient heat exchanger. Available in two standard sizes based on the air flow capacity of 1500 and 2500 m<sup>3</sup>/h.

Optionally accomplished with electric heater (RP-HE series) or water heater (RP-HW series) and ready for operation with all necessary control elements.

### Main features:

- High-efficient EC fans, backward-curved, external rotor. Low power consumption at any speed, low noise level and stable operation in any climate conditions.
- Integrated plug-and-play controls on the basis of the Carel kVent.controller. Easy connecting via web-interface using the Ethernet-Modbus and BACnet.
- Insulated double-skin frameless casing.
- High-efficient aluminum rotary heat exchanger.
- The casing panels are made of steel with zinc-aluminium coating and internally lined with 40 mm heat- and sound-insulating mineral wool layer. The units have C4 corrosion resistance class in compliance with ISO 12944. Each model is available in left- and right-handed modifications. The units have service access on both sides and on the bottom.
- Washable F7, G4 (optional) panel filters in exhaust and supply air streams.
- Integrated control panels:
  - A30 th-Tune: standard control panel with handy interface ensures basic setup of parameters.
  - A32 pGDe: control panel with expanded functionality ensures complete setup of parameters.
- Integrated automatic external dampers with Belimo actuators.
- ECO-Design'18 compliant.

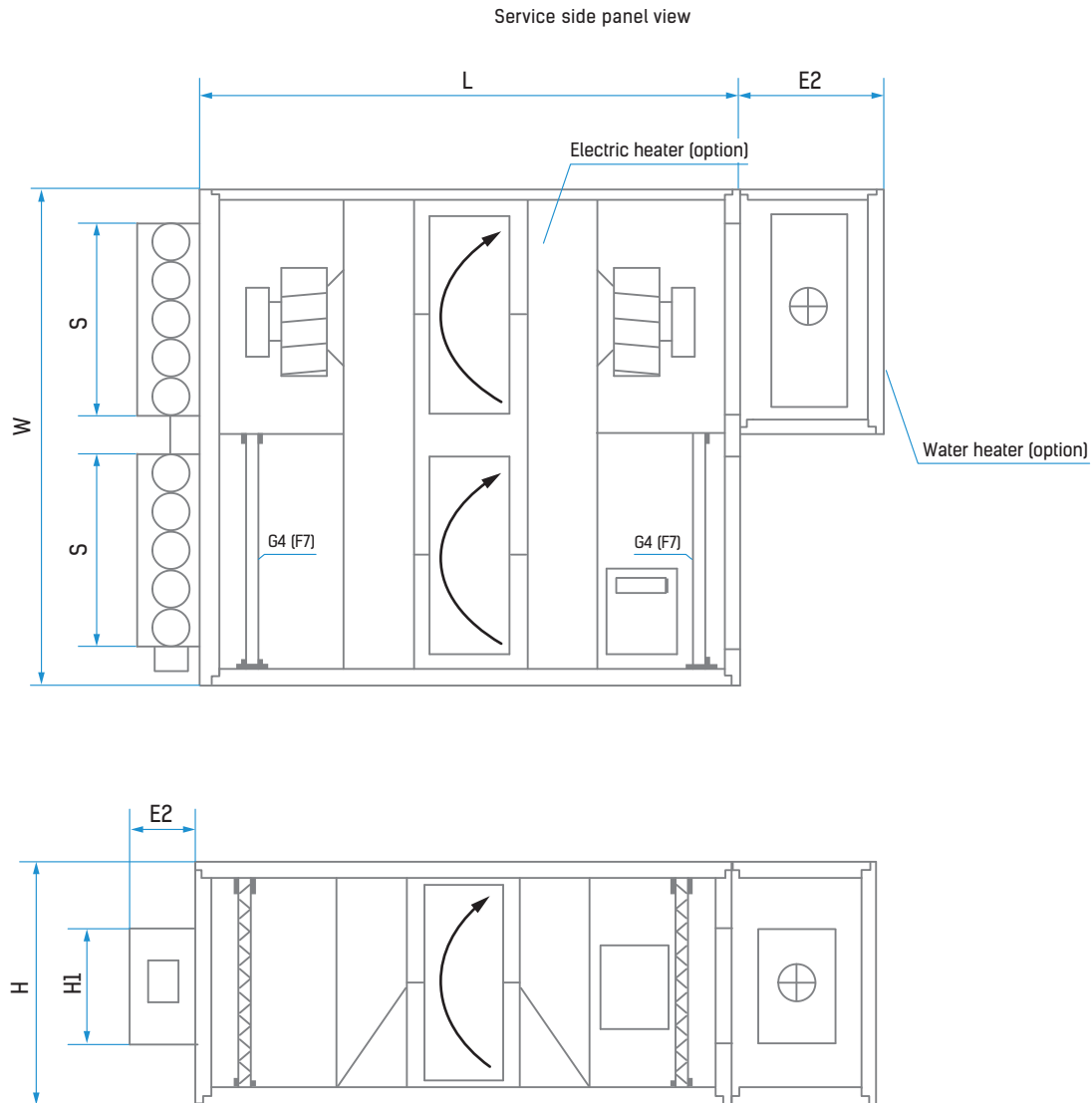


AIRVENTS RP, RP-HE, RP-HW

### Technical parameters

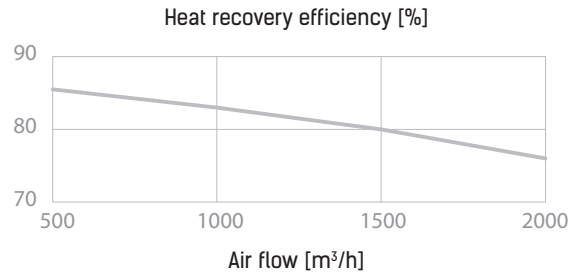
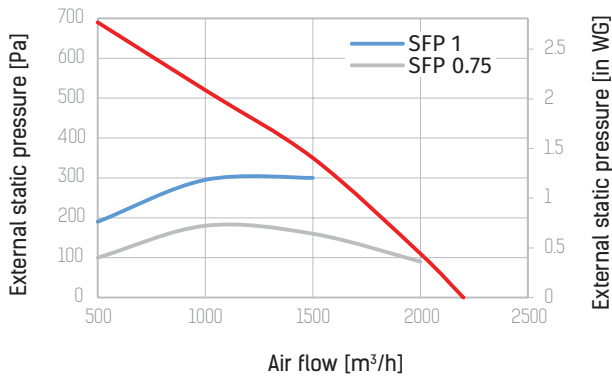
Model		RP 1500	RP 2500
Nominal air flow [m <sup>3</sup> /h]		1500	2500
EC fans	phase/voltage [50–60 Hz/VAC]	~1.200/277	
	power/current [kW/A]	2x0.46/3.0	2x0.74/3.75
	fan speed [min <sup>-1</sup> ]	2848	2640
	perm. amb. temp. [°C]	-35...+50	
	motor protection	IP54	
	insulation class	F	
	motor sound power level to outlet [dBA]	74	75
	SFP @ nominal air flow, max. pressure [kW/(m <sup>3</sup> /s)]	2x1.1	2x1.06
Filter class exhaust/supply standard (optional)		F7 (G4)/F7 (G4)	
Weight (net, without packaging) [kg]		280	290
Protection class		IP34	
Sound pressure level @ 0.3 m to environment [dBA]		41	43

## HEAT RECOVERY VENTILATION UNIT RP, RP-HE, RP-HW



Dimensions [mm]	RP 1500	RP 2500
L		1400
W		1416
H		628
S		501
H1		300
E2		171
S1		505
E1		360

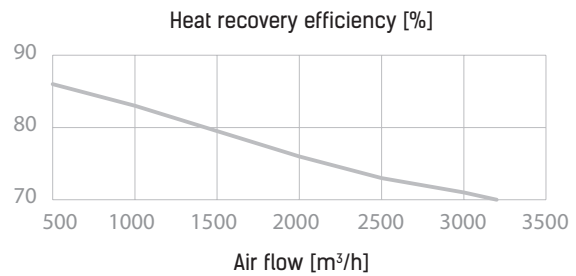
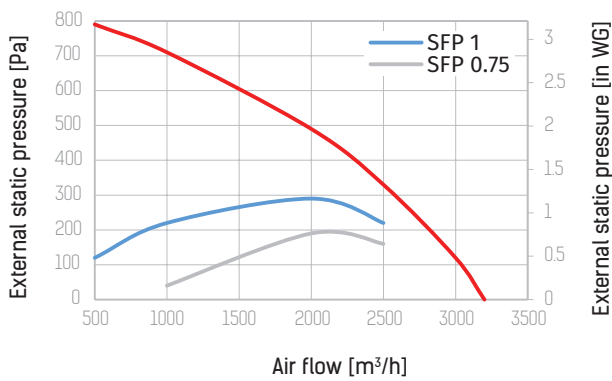
## RP 1500



Sound power Lw in dB

Environment	66	65	62	52	33	53	48	51	59
Outlet	68	69	70	68	65	64	61	58	71
Hz	63	125	250	500	1000	2000	4000	8000	LwA

## RP 2500



Sound power Lw in dB

Environment	63.6	65.5	64.2	58.2	40.1	57.2	52.2	55.4	63
Outlet	65.6	69.5	72.2	74.2	72.1	68.2	65.2	62.4	76.6
Hz	63	125	250	500	1000	2000	4000	8000	LwA

\*External SFP for each fan [kW/(m³/s)]